


Setting Up Your File Area on NeboMusicWork:

1. Click once on "Home" (House on Panel)




2. Click once on "NeboMusicWork"



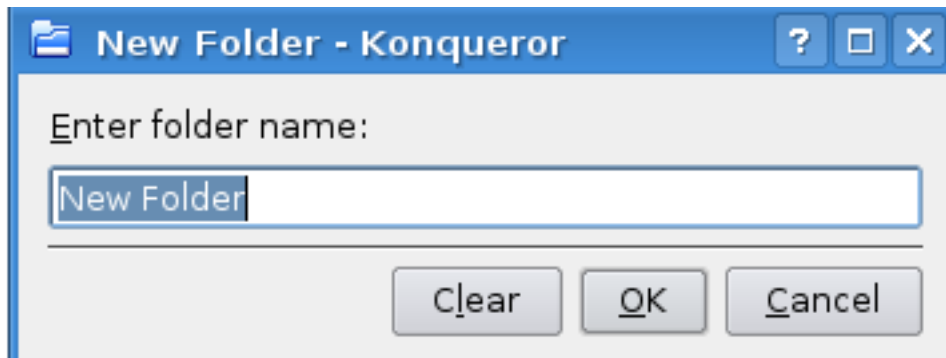
3. Click once on Grade level (3,4, or 5)



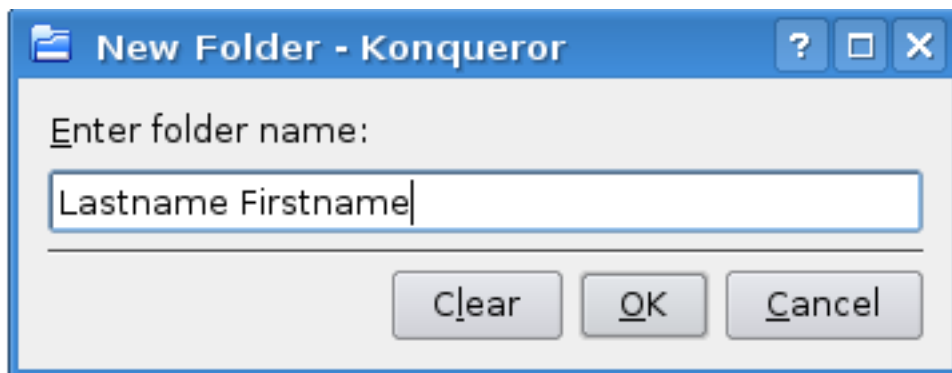
4. Click once on your teacher's name



5. Right Click and select "Create New -> Folder"



6. Type "Lastname Firstname"



7. Click "OK"

